

1 2 3 4 5 6

A

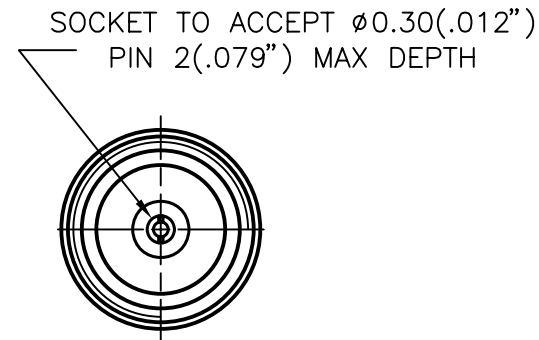
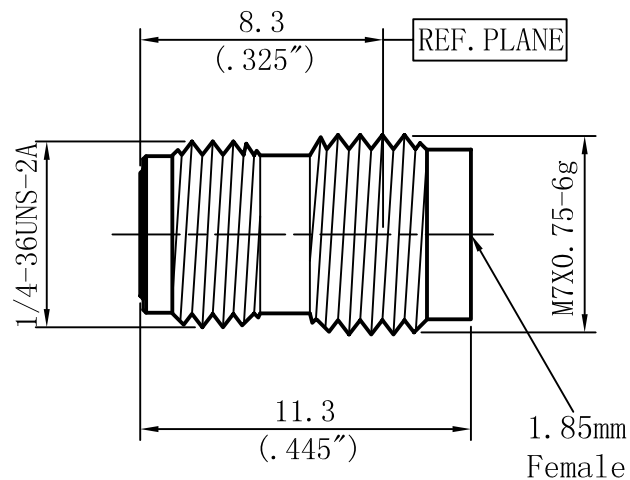
A

B

B

C

C



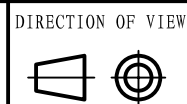
Performance Features:

Nominal Impedance: 50Ω
 Frequency Range: DC-65GHz
 VSWR: DC-65GHz... 1.25:1 (Max)

Materials/Finishes:

Housing: SU303F
 Polished & Passivated
 Center Contact: Beryllium Copper
 Gold Plated
 Insulators: PEI

M MicrowaveTown Company, LLC
 1283 E. Route 66 Ave.
 Glendora, CA 91741
 Tel: (626)241-9635
 Fax: (626)698-1638
 www.microwavetown.com



UNIT
mm

TITLE
1.85mm Connector

PROPRIETARY INFORMATION: THE INFORMATION IN THIS DRAWING IS PROPRIETARY AND SHALL NOT BE USED OR DISCLOSED WITHOUT PRIOR WRITTEN PERMISSION FROM MICROWAVETOWN

DRAWN Rongrong Fang
 CHECKED Min Hai Zhang
 APPR. Gang Cao

DWG NO.
D380S12Y01

UNLESS OTHERWISE SPECIFIED:
 1. REMOVE ALL BURRS, BREAK ALL CORNERS, SHARP EDGES 0.05 R MAX
 2. LINEARITY TOLERANCES: ±0.1; ANGLE TOLERANCES: ±1°
 3. DIAMETERS ON COMMON CENTERS TO BE CONCENTRIC WITHIN 0.1
 4. ALL DIMENSIONS ARE AFTER PLATING, SURFACE FINISHED ✓

OUTLINE DRAWING

LTR	DESCRIPTION	DATE	APPR.	DO NOT SCALE DRAWING	SIZE A4_h	SCALE 4:1	REV. V2.0	SHEET 1/1
-----	-------------	------	-------	----------------------	-----------	-----------	-----------	-----------

1 2 5 6

D

D