

MTPA 2 ... 50GHz

## Wideband GaN Amplifiers



### STANDARD MODELS

Model	Frequency Range GHz	Output Power	Input Power	Small Signal Gain	Gain Flatness	Gain Adj	Input VSWR
		min / max / typ W	max dBm	min / typ dB	typ / max dB	max dB	typ / max
MTPA0050-1	0.01... 50	0.22/1/0.4	15	22/27	±5/±6.5	NA	2/3
MTPA0250-1	2 ... 50	0.22/1/0.4	15	22/27	±5/±6.5	NA	2/3
Model	Output VSWR typ / max	2nd Harmonic Power @ Pout typ / max dBc	3rd Harmonic Power @ Pout max dBc	Spur@Pout typ / max dBc	IM3 typ / max dBc	Noise Floor typ / max dBm/MHz	Stability yes / no
MTPA0050-1	2/3	-20/-15	-10	-65/-60	NA	-70/-60	Y
MTPA0250-1	2/3	-20/-15	-10	-65/-60	NA	-70/-60	Y
Model	VSWR Load	Line Power VA	Dimensions (H, D) mm	Weight typ kg			
MTPA0050-1	3	50	245*155*52	1.6			
MTPA0250-1	3	50	245*155*52	1.6			

1 HU = 44.45 mm

### STANDARD SPECIFICATIONS

Overdrive Protection:	up to +10 dBm for no damage
Input Impedance:	50 Ohm nominal
Output Impedance:	50 Ohm nominal
Noise Figure:	20 dB max.
Class of Operation:	AB-linear

### GENERAL

RF Input:	2.42mm-f; standard on front panel
RF Output:	2.42mm-f; standard on front panel
Mains Supply:	<50 VA      200 ... 240 V AC
Power Meter:	via status display
Elapsed Time Meter:	via status display
Ambient Temperature:	0 ... +45 °C
Storage Temperature:	-20 ... +65 °C

MTPA 2 ... 50GHz

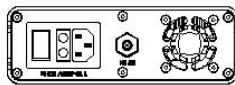
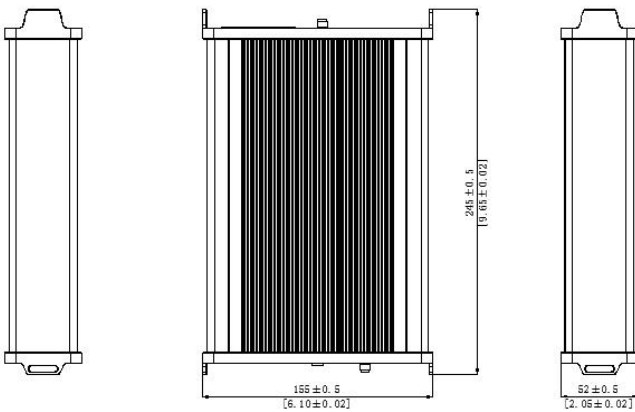
## Wideband GaN Amplifiers



Relative Humidity: up to 95% (non-condensing)  
Operating Altitude: up to 2000 m above sea level  
Vibration and Shock: normal laboratory environment  
Cooling: forced air with integral blower  
air intake and exhaust at rear

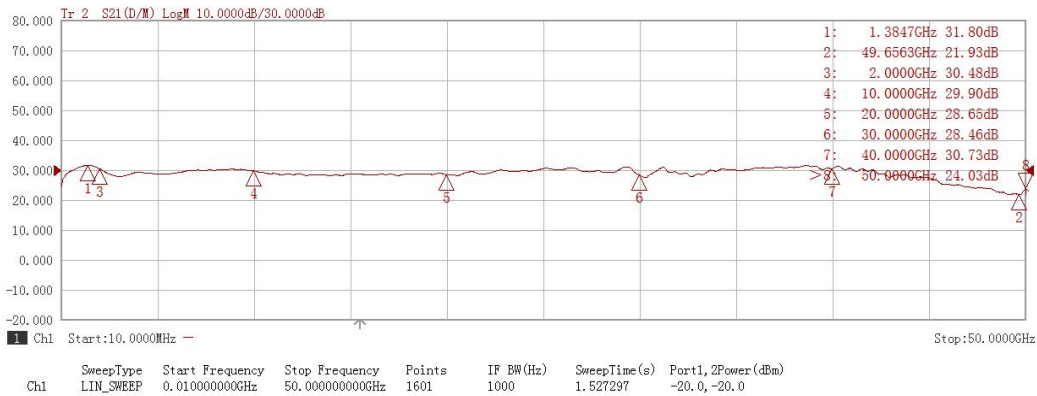
### OPTIONS

- A) Forward & Reverse Monitor
- B) External Dual Directional Coupler
- C) IEEE-488.2 GPIB Remote Control
- G) Output isolation
- L) LAN Remote control
- M) 115 V AC / 47 ... 63 Hz
- N) Harmonic Filter
- R) RS-232C Remote Control
- U) USB Remote Control



# ACTUAL TESTING DATA

## 10MHz-50GHz 1W test data



## Output Power vs Freq at Pout

