

MTPA 2.5 ... 6 GHz

Wideband GaN Amplifiers



STANDARD MODELS

Model	Frequency Range GHz	Output Power	Input Power	Small Signal Gain	Gain Flatness	Gain Adj	Input VSWR
		min / max / typ W	max dBm	min / typ dB	typ / max dB	max dB	typ / max
MTPA02P506-20	2.5 ... 6	20/25/22	0	45/47	±2/±2.5	20	1.5/2
MTPA02P506-50	2.5 ... 6	50/60/52	0	49/51	±2/±2.5	20	1.5/2
MTPA02P506-200	2.5 ... 6	200/250/220	0	53/56	±2/±3	20	1.5/2
MTPA02P506-250	2.5 ... 6	250/280/260	0	54/58	±2/±3	20	1.5/2
MTPA02P506-300	2.5 ... 6	300/340/320	0	55/59	±2/±3	20	1.5/2
MTPA02P506-500	2.5 ... 6	500/540/520	0	60/63	±3/±4	20	1.5/2

Model	Output VSWR typ / max	2nd Harmonic Power @ Pout typ / max dBc	3rd Harmonic Power @ Pout max dBc	Spur @ Pout typ / max dBc	IM3 typ / max dBc	Noise Floor typ / max dBm/MHz	Stability yes / no
MTPA02P506-20	2/2.5	-15/-12	-20	-65/-60	29/25	-45/-40	Y
MTPA02P506-50	2/2.5	-15/-12	-20	-65/-60	29/25	-45/-40	Y
MTPA02P506-200	2/2.5	-15/-10	-20	-65/-60	28/23	-40/-35	Y
MTPA02P506-250	2/2.5	-15/-10	-20	-65/-60	28/23	-40/-35	Y
MTPA02P506-300	2/2.5	-15/-10	-20	-65/-60	28/23	-23/-20	Y
MTPA02P506-500	2/2.5	-15/-10	-20	-65/-60	28/23	-23/-20	Y

Model	VSWR Load	Line Power VA	Dimensions (H, D) 19"-System	Weight typ kg
MTPA02P506-20	3	300	3HU, 19"	16
MTPA02P506-50	3	600	3HU, 19"	16
MTPA02P506-200	3	2000	5HU, 19"	25
MTPA02P506-250	3	2500	5HU, 19"	100
MTPA02P506-300	3	3000	7HU, 19"	120
MTPA02P506-500	3	5000	12HU, 21"	180

1 HU = 44.45 mm

STANDARD SPECIFICATIONS

Overdrive Protection:	up to +10 dBm for no damage
Input Impedance:	50 Ohm nominal
Output Impedance:	50 Ohm nominal
Noise Figure:	20 dB max.
Class of Operation:	AB-linear

GENERAL

RF Input:	SMA-f/N-F; standard on front panel
RF Output:	SMA-f/N-F; standard on front panel
Mains Supply:	<3000 VA 200 ... 240 V AC
Power Meter:	via status display
Elapsed Time Meter:	via status display
Ambient Temperature:	0 ... +45 °C
Storage Temperature:	-20 ... +65 °C



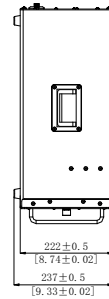
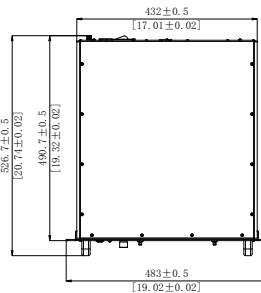
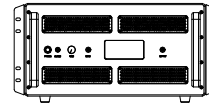
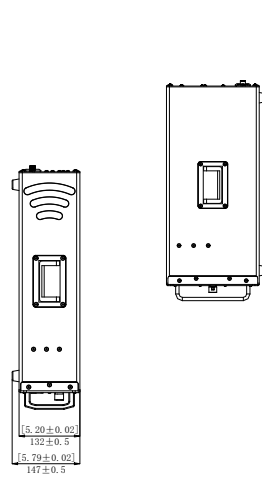
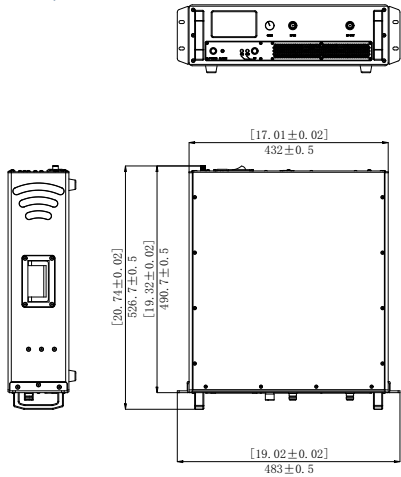
MTPA 2.5 ... 6 GHz

Wideband GaN Amplifiers

Relative Humidity: up to 95% (non-condensing)
 Operating Altitude: up to 2000 m above sea level
 Vibration and Shock: normal laboratory environment
 Cooling: forced air with integral blower
 air intake and exhaust at rear

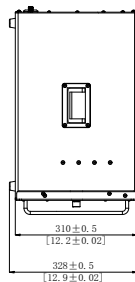
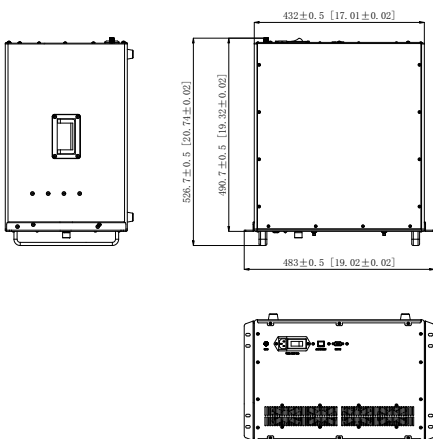
OPTIONS

- A) Forward & Reverse Monitor
- B) External Dual Directional Coupler
- C) IEEE-488.2 GPIB Remote Control
- G) Output isolation
- L) LAN Remote control
- M) 115 V AC / 47 ... 63 Hz
- N) Harmonic Filter
- R) RS-232C Remote Control
- U) USB Remote Control



3HU

5HU



7HU

2-6GHz 50W test data

