

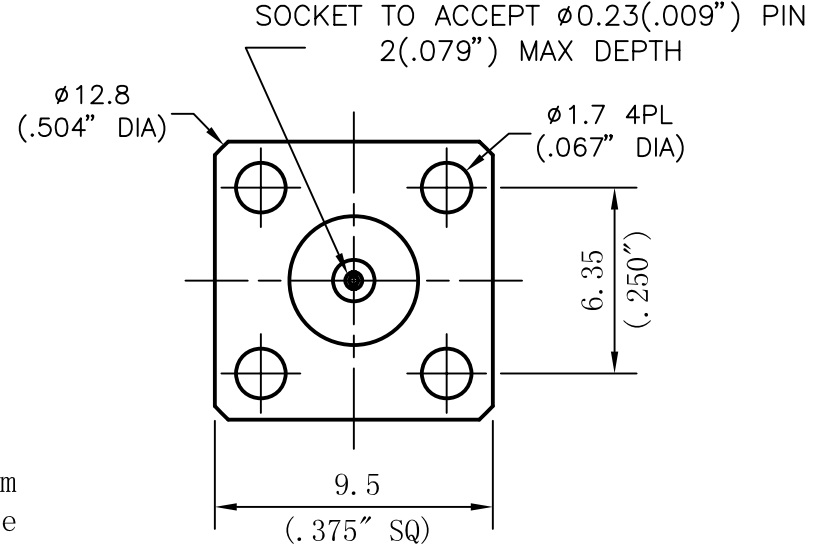
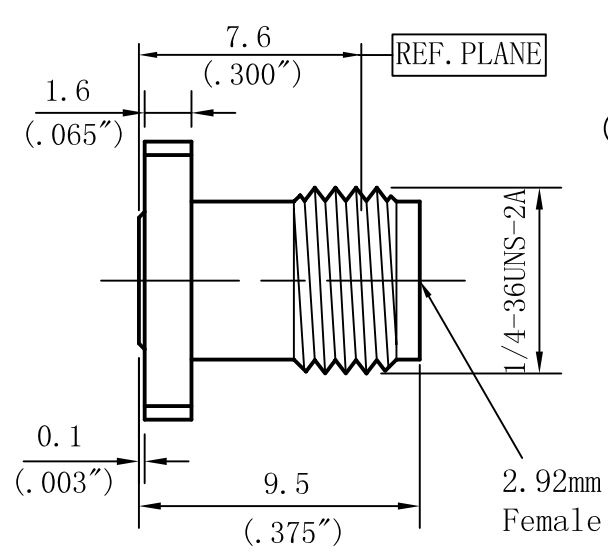
1 2 3 4 5 6

A A

B B

C C

D D



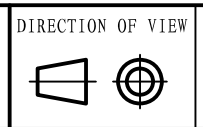
Performance Features:

Nominal Impedance: 50Ω
 Frequency Range: DC-40GHz
 VSWR: DC-40GHz.... 1.15:1 (Max)

Materials/Finishes:

Housing: SU303F
 Polished & Passivated
 Center Contact: Beryllium Copper
 Gold Plated
 Insulators: PEI

M MicrowaveTown Company, LLC
 1283 E. Route 66 Ave.
 Glendora, CA 91741
 Tel: (626)241-9635
 Fax: (626)698-1638
 www.microwavetown.com



UNIT
 mm

TITLE
2.92mm Connector

PROPRIETARY INFORMATION: THE INFORMATION IN THIS DRAWING IS PROPRIETARY AND SHALL NOT BE USED OR DISCLOSED WITHOUT PRIOR WRITTEN PERMISSION FROM MICROWAVETOWN

DRAWN Shaoqing Du
 CHECKED Haimin Zhang
 APPR. Gang Cao

DWG NO.
D360S09F02

UNLESS OTHERWISE SPECIFIED
 1. REMOVE ALL BURRS, BREAK ALL CORNERS, SHARP EDGES 0.05 R MAX
 2. LENGTH TOLERANCES ±0.1, ANGLE TOLERANCES ±1°
 3. DIAMETERS ON COMMON CENTERS TO BE CONCENTRIC WITHIN 0.1
 4. ALL DIMENSIONS ARE AFTER PLATING SURFACE FINISHED ✓

OUTLINE DRAWING

LTR DESCRIPTION DATE APPR. DO NOT SCALE DRAWING SIZE A4_h SCALE: 4:1 REV. V2.0 SHEET 1/1

1 2 5 6