

1 2 3 4 5 6

A

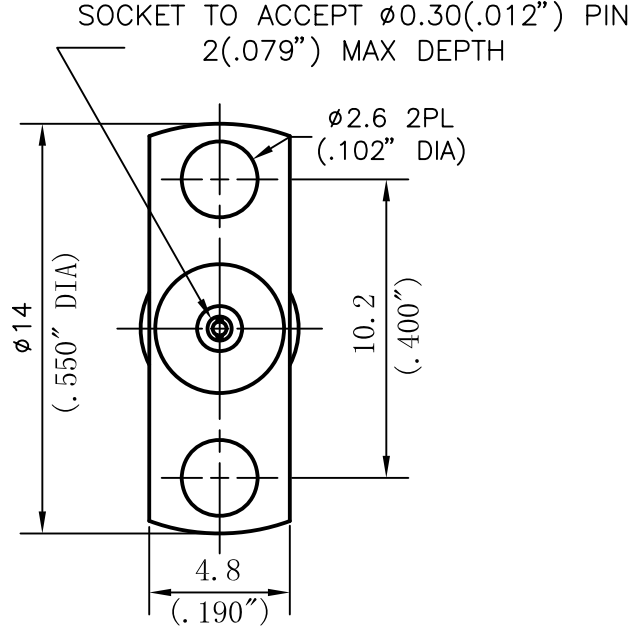
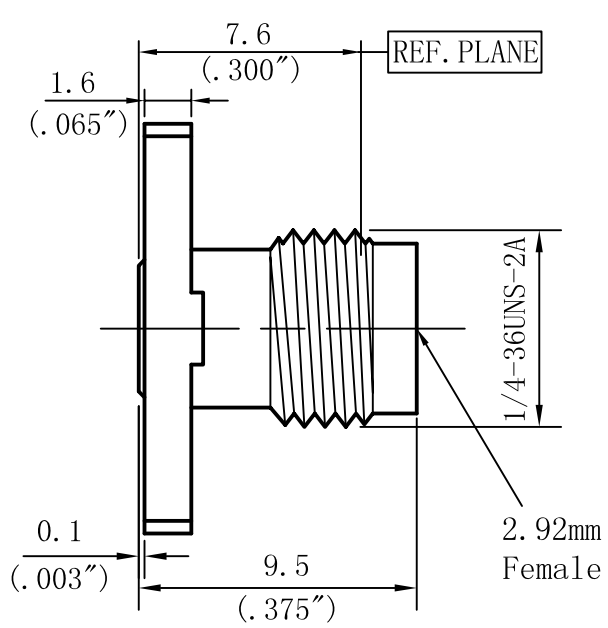
B

C

A

B

C



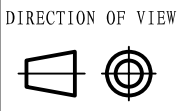
Performance Features:

Nominal Impedance: 50Ω
 Frequency Range: DC-40GHz
 VSWR: DC-40GHz.... 1.15:1 (Max)

Materials/Finishes:

Housing: SU303F
 Polished & Passivated
 Center Contact: Beryllium Copper
 Gold Plated
 Insulators: PEI

M MicrowaveTown Company, LLC
 1283 E. Route 66 Ave.
 Glendora, CA 91741
 Tel: (626)241-9635
 Fax: (626)698-1638
 www.microwavetown.com



UNIT
 mm

TITLE
2.92mm Connector

PROPRIETARY INFORMATION. THE INFORMATION IN THIS DRAWING IS PROPRIETARY AND SHALL NOT BE USED OR DISCLOSED WITHOUT PRIOR WRITTEN PERMISSION FROM MICROWAVETOWN.

DRAWN | Xin Gong
 CHECKED | Haimin Zhang
 APPR. | Gang Cao

DWG NO.
D360S12F05

UNLESS OTHERWISE SPECIFIED
 1. REMOVE ALL BURRS, BREAK ALL CORNERS, SHARP EDGES 0.05 R MAX
 2. LINEARITY TOLERANCES ±0.1, ANGLE TOLERANCES ±1°
 3. DIAMETERS ON COMMON CENTERS TO BE CONCENTRIC WITHIN 0.1
 4. ALL DIMENSIONS ARE AFTER PLATING SURFACE FINISHED ✓

OUTLINE DRAWING

LTR	DESCRIPTION	DATE	APPR.	DO NOT SCALE DRAWING	SIZE A4_h	SCALE 4: 1	REV. V2.0	SHEET 1/1
-----	-------------	------	-------	----------------------	-----------	------------	-----------	-----------

1 2 5 6