

1 2 3 4 5 6

A

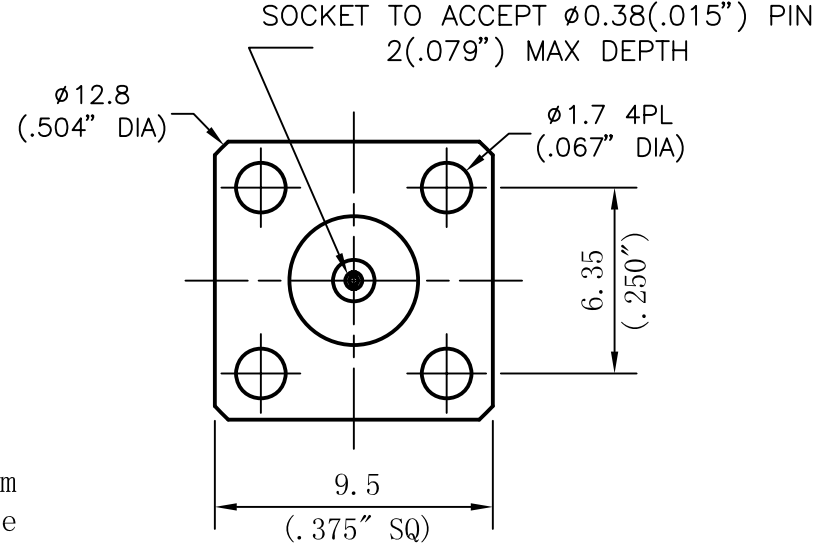
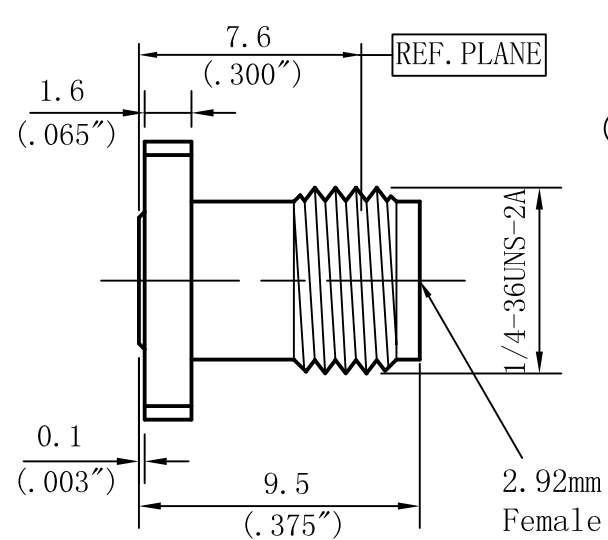
B

C

A

B

C



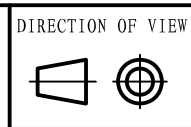
**Performance Features:**

Nominal Impedance: 50Ω  
 Frequency Range: DC-40GHz  
 VSWR: DC-40GHz.... 1.15:1 (Max)

**Materials/Finishes:**

Housing: SU303F  
 Polished & Passivated  
 Center Contact: Beryllium Copper  
 Gold Plated  
 Insulators: PEI

**M** MicrowaveTown Company, LLC  
 1283 E. Route 66 Ave.  
 Glendora, CA 91741  
 Tel: (626)241-9635  
 Fax: (626)698-1638  
 www.microwavetown.com



UNIT  
 mm

TITLE  
**2.92mm Connector**

PROPRIETARY INFORMATION. THE INFORMATION IN THIS DRAWING IS PROPRIETARY AND SHALL NOT BE USED OR DISCLOSED WITHOUT PRIOR WRITTEN PERMISSION FROM MICROWAVETOWN.

DRAWN Shaoqing Du  
 CHECKED Haimin Zhang  
 APPR. Gang Cao

DWG NO.  
**D360S15F02**

UNLESS OTHERWISE SPECIFIED  
 1. REMOVE ALL BURRS, BREAK ALL CORNERS, SHARP EDGES 0.05 R MAX  
 2. LENGTH TOLERANCES ±0.1, ANGLE TOLERANCES ±1°  
 3. DIAMETERS ON COMMON CENTERS TO BE CONCENTRIC WITHIN 0.1  
 4. ALL DIMENSIONS ARE AFTER PLATING SURFACE FINISHED ✓

**OUTLINE DRAWING**

LTR DESCRIPTION DATE APPR. DO NOT SCALE DRAWING

SIZE A4\_h SCALE: 1 REV. V2.0 SHEET 1/1

1 2 5 6